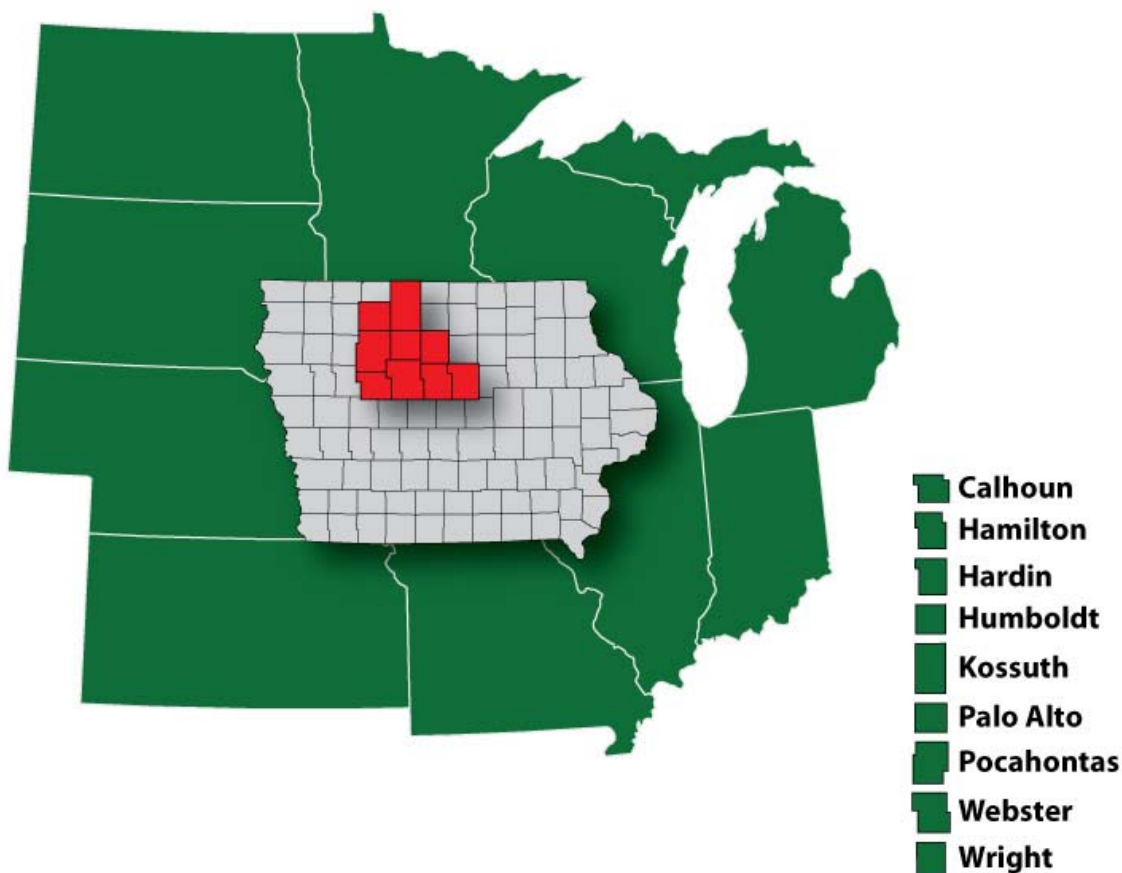


MID IOWA GROWTH PARTNERSHIP

Renewing Growth Naturally

LABORSHED ANALYSIS



A STUDY OF WORKFORCE CHARACTERISTICS
RELEASED JANUARY 2011

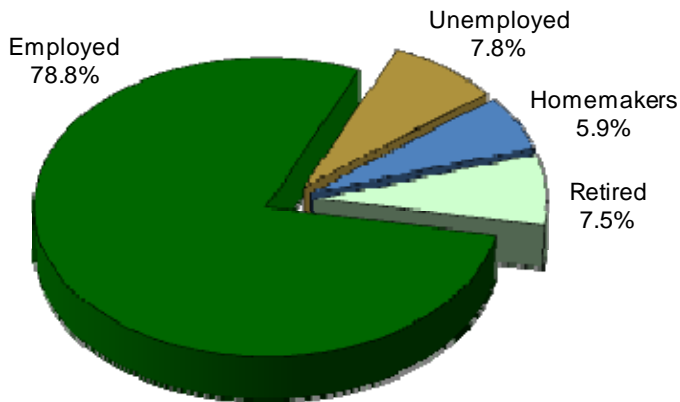
Laborshed Studies

A Laborshed is defined as the area or region from which an employment center draws its commuting workers. To determine the approximate boundaries of the Mid Iowa Growth Partnership, information from local and state sources were plotted for geographic analysis. The information contained within this summary is based on aggregate data from the Calhoun, Hamilton, Hardin, Humboldt, Kossuth, Palo Alto, Pocahontas, Webster, and Wright County Laborshed studies (2,302 total completed surveys). Customized industry specific and community specific information is available upon request.

Occupations and Employment Status in the Mid Iowa Growth Partnership

Survey respondents from the Mid Iowa Growth Partnership were asked to identify their current job title and the industry in which they are currently working. The largest concentration of workers are employed within the management; office and administrative support; or education, training, & library occupational categories. The top industries are education; health care/social services; wholesale & retail trade; and manufacturing.

The chart below shows the percentage of respondents by employment status within the Mid Iowa Growth Partnership.



Total Potential Labor Force: 207,414
(entire Regional Commuting Area)

Occupations	% within Region
Management	17.2%
Office & Administrative Support	16.2%
Education, Training, & Library	10.8%
Production	8.7%
Health Care Practitioner & Technical	7.2%
Business & Financial Operations	5.0%
Sales & Related	4.8%
Health Care Support	3.6%
Installation, Maintenance, & Repair	3.5%
Transportation & Material Moving	3.3%
Food Preparation & Serving Related	3.1%
Personal Care & Service	2.8%
Construction & Extraction	2.6%
Building/Grounds Cleaning & Maintenance	2.2%
Arts, Design, Entertainment, Sports, & Related	1.6%
Community & Social Services	1.4%
Protective Service	1.4%
Architecture & Engineering	1.2%
Life, Physical, & Social Science	1.0%
Computer & Mathematical Science	0.9%
Legal	0.7%
Farming, Fishing, & Forestry	0.5%
Military Specific	0.3%

Underemployment

The underemployed are composed of individuals who are working fewer than 35 hours per week but desire more hours; who are working at wages equal to or less than the national poverty level; and/or who are working in positions that do not meet their skill or education levels; or who worked for higher wages at previous employment.

- 1.7% Inadequate hours
- 2.9% Mismatch of skills
- 1.3% Low income
- 5.1% Total estimated underemployment

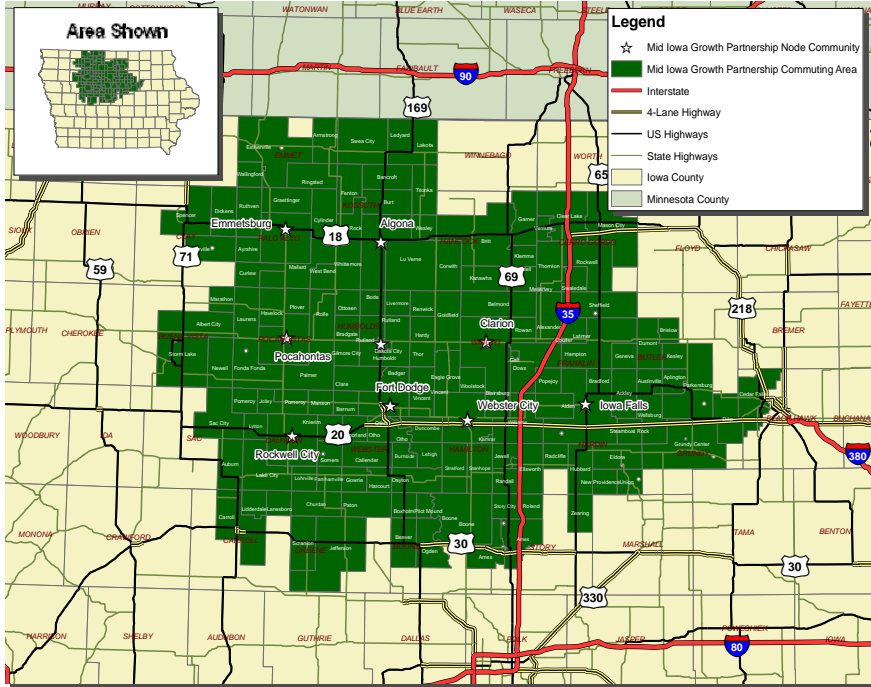
Individuals may be underemployed for more than one reason, but are counted only once for total estimated underemployment.

Industrial Classification of the Employed

Industry	% within Region	# of Employed
Education	18.5%	30,237
Health Care/Social Services	16.0%	26,151
Wholesale & Retail Trade	13.7%	22,392
Manufacturing	13.3%	21,738
Public Administration/Government	8.8%	14,383
Finance, Insurance, & Real Estate	6.4%	10,460
Transportation, Communication, & Utilities	5.5%	8,989
Personal Services	5.1%	8,336
Professional Services	4.4%	7,191
Agriculture	4.2%	6,865
Construction	3.2%	5,230
Entertainment & Recreation	0.7%	1,144
Other (Non-profit, Religious, Military, etc.)	0.2%	327

Survey respondents from the Calhoun, Hamilton, Hardin, Humboldt, Kossuth, Palo Alto, Pocahontas, Webster, and Wright County Laborshed commuting areas were asked to identify the industry in which they are currently working. The largest concentration of workers are employed within the education industry as shown in the table at left.

Mid Iowa Growth Partnership Regional Commuting Area



Those who are willing to change or accept employment in the Mid Iowa Growth Partnership are willing to commute an average of 25 miles one way for employment opportunities.

Quick Facts

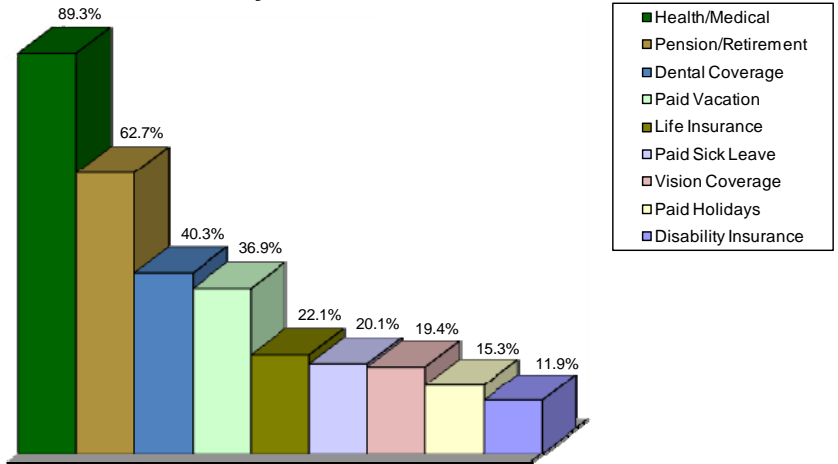
(Employed - willing to change employment)

- 23.0% are willing to change employment
- 14.9% are working multiple jobs
- Currently working an average of 42 hours per week
- Average age is 47 years old
- 25.0% currently working in the production, construction, & material handling occupational category, followed by 23.5% in the professional, paraprofessional, & technical occupational category
- Most frequently identified job search sources:
 - Internet
 - www.iowaworkforce.org
 - www.monster.com
 - www.careerbuilder.com
 - Local/Regional newspapers
 - *The Des Moines Register*
 - *The Messenger - Fort Dodge*
 - Local Iowa Workforce Development Centers
 - Networking through friends, family, or acquaintances

Benefits Currently Offered

The survey provides the respondents an opportunity to identify employment benefits they currently are offered. The chart at right provides the percentage of responses from those who are currently employed.

The majority (71.8%) of respondents state they are currently sharing the cost of health insurance premiums with their employer. However, 21.9 percent indicate their employer pays the entire cost of insurance premiums.



Education and Current Median Wage Characteristics by Industry

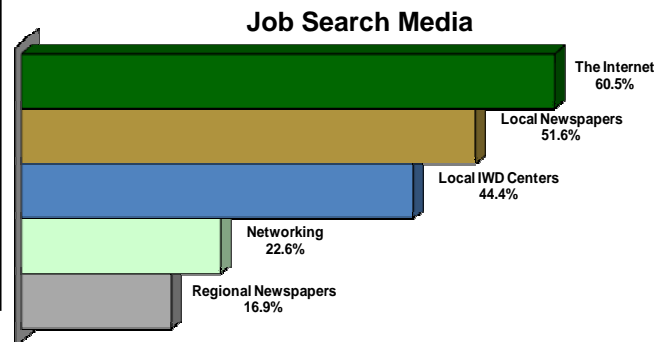
Industry	Education				Median Wages	
	Some Level Beyond High School	Associate Degree	Undergraduate Degree	Postgraduate Degree	Salary Wages (per year)	Non-Salary Wages (per hour)
Agriculture, Forestry, & Mining	66.2%	13.0%	19.5%	1.3%	\$30,000	\$14.50
Construction	51.6%	6.5%	11.3%	1.6%	\$45,000	\$15.00
Manufacturing	61.7%	13.8%	17.6%	3.8%	\$55,000	\$15.00
Transportation, Communication, & Utilities	70.3%	18.0%	18.0%	2.7%	\$56,500	\$15.50
Wholesale & Retail Trade	65.6%	13.0%	13.8%	3.4%	\$40,000	\$9.88
Finance, Insurance, & Real Estate	86.2%	13.8%	43.1%	5.2%	\$52,500	\$11.50
Health Care & Social Services	80.9%	28.9%	17.8%	9.7%	\$55,000	\$13.48
Personal Services	69.1%	9.3%	18.6%	7.2%	\$30,000	\$8.88
Entertainment & Recreation	64.7%	23.5%	17.6%	5.9%	*	\$9.13
Professional Services	80.0%	21.2%	23.5%	8.2%	\$48,000	\$12.50
Public Administration & Government	78.7%	19.4%	23.1%	6.3%	\$46,000	\$18.00
Education	90.1%	5.5%	39.5%	33.7%	\$49,900	\$11.45

This table includes all respondents without consideration of employment status, willingness to change/enter employment, or occupation

*Insufficient survey data/refused

Unemployed - Those Willing to Enter/Re-enter Employment

- 70.0% are willing to accept employment
- 7.8% of the region are unemployed
- 50.8% have become unemployed within the last year;
- Average age is 46 years old
- 53.2% are female and 46.8% are male
- Education:
 - 61.9% have some post high school education
 - 7.1% are trade certified
 - 0.8% completed vocational training
 - 13.5% have an associate degree
 - 18.3% have an undergraduate degree
 - 2.4% have a postgraduate degree
- Estimated wage range to attract the upper 66-75% of qualified hourly wage applicants is \$12.00 to \$14.00 per hour with a median lowest wage considered of \$10.00 per hour
- 75.2% expressed interest in temporary employment opportunities
- 59.2% expressed interest in seasonal employment opportunities
- 49.6% are expressed interest in working varied shifts (2nd, 3rd & split);
- Willing to commute an average of 24 miles one way for the right opportunity
- Would prefer to enter employment that offers the following benefits:
 - Health/medical insurance
 - Pension/retirement options
 - Dental coverage
 - Paid vacation
 - Vision coverage
 - Life insurance
 - Paid holidays
 - Disability insurance
 - Paid sick leave
 - Prescription drug coverage
- 68.0% are seeking employment offers where the employer/employee share the cost of medical insurance premiums.



Sponsored in Partnership with

Agriculture Commodity Development Foundation
 Alliant Energy
 Corn Belt Power
 Iowa Central Community College
 Iowa State University Extension

Iowa Workforce Development
 MidAmerican Energy
 MIDAS Council of Governments
 North Central Iowa Small Business Development Center
 USDA Rural Development

For more information regarding the Mid Iowa Growth Partnership Regional Laborshed Study, contact:

Calhoun County

Pamela Anderson, Executive Director
 Calhoun County
 Economic Development Corporation
 P.O. Box 47
 Rockwell City, IA 50579
 Phone: 712-297-5601
 Email: ccedc@iowatelecom.net
 www.calhoundev.com

Hamilton County

David Toyer
 Webster City Economic Development
 P.O. Box 217
 Webster City, IA 50595
 Phone: 515-832-9151
 Email: info@buildwebstercity.com
 www.buildwebstercity.com

Catherine Bergman
 Hamilton County S.E.E.D.
 P.O. Box 474
 Webster City, IA 50595
 Phone: 515-832-9575
 Email: hamcseed@wmtel.net

Hardin County

Tom Deimerly
 Iowa Falls Area Development Corporation
 520 Rocksylvania Ave.
 Iowa Falls, IA 50126
 Phone: 641-648-5604
 Email: director@iowafallsdevelopment.com
 www.iowafallsdevelopment.com

Deb Crosser
 City of Eldora
 1442 Washington
 Eldora, Iowa 50627
 Phone: 641-939-3241
 Email: eldoraecondev@heartofiowa.net
 www.eldoraiaowa.com

Humboldt County

Alissa O'Connor
 Humboldt County Development Association
 29 - 5th Street South, Box 529
 Humboldt, IA 50548
 Phone: 515-332-2557
 Email: alissao@ci.humboldt.ia.us
 www.ci.humboldt.ia.us/hcda

Kossuth & Palo Alto Counties

Maureen Elbert
 Kossuth / Palo Alto County
 Economic Development Corporation
 106 South Dodge Street, Suite 210
 Algona, IA 50511
 Phone: 515-295-7979
 Email: kcedc@kossuthia.com
 www.kossuth-edc.com
 www.paloaltoiowa.com

Steve Heldt
 Emmetsburg Community
 Development Corporation
 2021 Main Street
 Emmetsburg, IA 50536
 Phone: 712-852-2262
 Email: commdevl@ncn.net
 www.emmetsburg.com

Pocahontas County

Tom Grau
 Pocahontas County
 Economic Development Commission
 P.O. Box 212
 Pocahontas, IA 50574
 Phone: 712-335-3935
 Email: pcedc@evertek.net
 www.pocahontas-county.com

Eric List
 City of Pocahontas
 23 West Elm Avenue
 Pocahontas, IA 50574
 Phone: 712-335-4841
 Email: pokyed@evertek.net
 www.pocahontasiowa.com

Webster County

John Kramer
 Development Corporation of
 Fort Dodge and Webster County
 822 Central Ave, Suite 406
 Fort Dodge, IA 50501
 Phone: 515-955-7788
 E-Mail: info@wcfdevelopment.com
 www.wcfdevelopment.com

Wright County

Dennis Bowman
 Wright County Economic Development
 P.O. Box 214
 Clarion, IA 50524
 Phone: 515-532-6422
 Email: wced@co.wright.ia.us
 www.wrightcounty.org

This information is analyzed and compiled by the
 Iowa Workforce Development
 Labor Market & Workforce Information Division
 Regional Research & Analysis Bureau
 1000 E. Grand Avenue, Des Moines, Iowa 50319
 (515) 281-7505
 www.iowaworkforce.org